

Enchanting children's mobile

Instructions No. 1334

Difficulty: Advanced 

Working time: 1 hour



This pretty mobile over the cot will certainly bring a smile to the face of your little darling and will make him or her dream at night. **The instructions explain how to make such a mobile by yourself**

Preparation

For this sewing idea you need, in addition to the Cotton fabric , iron-on volume fleece, filling cotton, a metal ring, wooden beads and natural-coloured wool. Pinking scissors, Pins, a wool sewing needle, a normal sewing needle, basting thread and of course your sewing machine are your tools

At first the metal ring is completely wrapped with the wool: After each wrap, simply knot the wool, this gives a clean look.

Making clouds, stars and drops

The clouds, stars and drops are available as Pattern on the motif template. Download them and transfer the motifs with the Strich-Ex pen to childlike Cotton fabric :

For the mobile you need 5 clouds, 4 stars and 18 drops, all parts are sewn from 2 fabric cuts each. Cut them out with "seam allowance", whereby each cloud must be cut out once as shown and once mirrored

Each Fabric cut is ironed onto Vlieseline HH650 (iron-on volume fleece) and thus fixed with it. Then cut clean contours with the serrated scissors.

Each cloud, star and drop is folded with front and back part. First make all the mobile parts for the outer ring, later on the decoration string in the centre of the mobile.

The **fabric parts for the ring** are each sewn together with an opening at the top. Through the opening, each motif is stuffed with cotton wool as additional wadding. To hang up the motif, take an extra long wool thread, first thread one wooden bead each, or 3 wooden beads for hanging up the clouds, and sew the end of the wool thread onto the motif.

The drops under the clouds are sewn on with a short wool thread.

The quilted **pieces of fabric** for the decorative strand in the **middle of the ring** are first stapled together only with Pins . Position all pieces in front of you in the length you want them to look like later. The at least 70 cm long wool thread for the suspension is provided with beads. The thread is placed in the fabric and the beads are positioned correctly. Wadding each fabric motif additionally with filling wadding and then sewing everything together. The places where the thread sticks out of the motif are sewn on later (the fabric decorations can still be moved on the thread).

Suspension

Next, the suspension of the entire Mobilé is tinkered with: 3 woolen threads of about 80 cm length each are needed. At three places of the ring knot the thread in the middle to the ring, pull a wooden bead through the double laid thread and pull all three threads as well as the wool thread of the central decoration strand through a big wooden bead, knot together.

To ensure that all the wool threads with the clouds, stars and drops are positioned in the right place with the right length, it is advisable to hang the unfinished mobile freely:


Hang the unfinished mobile on a hook. A freely hanging coat hanger or a round bar clamped between chairs can also be used as a decorative aid.

Finally, knot the individual Mobilé strands to the wrapped metal ring. The fabric pieces on the central decorative strand in Position and sew them on the openings by hand.


Dear sewer, as fabrics are seasonal goods and we always want to have trendy fabrics in stock for you, it can happen that the sewn fabric is no longer in our range.


In our fabric section you will find a large selection of great fabrics. Click [here](#) to discover [all the fabrics](#).

Recommendations





1.263,49 Kč

1 Add to cart 





308,39 Kč

1 Add to cart 





211,39 Kč

1 Add to cart 





100,39 Kč

1 Add to cart 





96,79 Kč

1 Add to cart 





73,59 Kč

1 Add to cart 





73,59 Kč

1 Add to cart 





144,29 Kč

1 Add to cart 





425,59 Kč

1 Add to cart 





608,89 Kč

1 Add to cart 





115,89 Kč
~~128,79 Kč~~

1 Add to cart 





391,99 Kč

1 Add to cart 




51,39 Kč

1 Add to cart 



87,79 Kč

1 Add to cart 

Article information:

Article number	Article name	Qty
395144	fabric package "Hamburg", Westfalenstoffe	1
16208	Cotton fabric "Flags and clouds"	1
16069	Cotton fabric "Aquilinum"	1
27977	Durable ComfyColour 2172	1
11813	VBS Wooden balls drilled "Ø 40 mm"5 pcs.	1
640534-01	Wooden beads, Ø 12 mm, 30 piecesNature	1
640589-01	Wooden beads, Ø 8 mm, 85 piecesNature	1
221931	Filler absorbent cotton against dust mites	1
391214	Gütermann sewing thread set "All-purpose sewing thread", 7 x 100 m	1
36202301	Prym scissors Professional tailor scissors	1
347556	KREUL Disappearing ink pen	1
133685	Pinking shears	1
620048	VBS Steel pins, 10 mm	1
361064	Prym wool sewing needles without point	1