

Osterhasen basteln










Instructions No. 202



As is well known, the Easter Bunny brings the eggs. In our handicraft tip it gets even better. These two cute bunnies are made of divisible papier-mâché eggs and the lying bunny can even hide in Easter eggs his big belly.

A great Easter decoration, one that is also very easy and quick to design!



Recommendations



 32,25 Kč 1 Add to cart 	 32,25 Kč 1 Add to cart 	 68,39 Kč 1 Add to cart 
 77,19 Kč	 69,39 Kč	 84,89 Kč



1 Add to cart 



1 Add to cart 

1 Add to cart 


69,39 Kč
1 Add to cart 


69,39 Kč
1 Add to cart 


84,89 Kč
1 Add to cart 


84,89 Kč
1 Add to cart 

Article information:

Article number	Article name	Qty
706674-85	Photo cardboardDark brown	1
706674-72	Photo cardboardLight brown	1
24589	Satin ribbon, 6mmGold	1
566902-01	edding 404 "permanent marker"Black	1
560078-08	VBS Craft paint, 15 mlLavender	1
27477	VBS Craft paint, 50 mlYellow	1
560078-25	VBS Craft paint, 15 mlOrange	1
560078-30	VBS Craft paint, 15 mlRed	1
27498	VBS Craft paint, 50 mlLight blue	1
27472	VBS Craft paint, 50 mlBrown	1