

Schlitten mit Décopatch-Technik

Instructions No. 417

















This sturdy sled is perfect for creating with Décopatch papers and the small packages are a great addition to this pretty Christmas decoration. Different papers in frosty colours are combined to new patterns. The motto is: Allowed is what pleases.

Extra tip



Décopatch I can-Paper either stick on the whole surface or put together small parts to a new pattern. For this I take up the torn pieces with the brush and place them at the suitable place. This is very easy and makes a lot of fun.

Recommendations

 190,99 Kč	 89,99 Kč	 92,69 Kč
1 Add to cart 	1 Add to cart 	1 Add to cart 
 108,19 Kč	 634,69 Kč	 102,99 Kč
1 Add to cart 	1 Add to cart 	1 Add to cart 
 97,79 Kč		
1 Add to cart 		

Article information:

Article number	Article name	Qty
739276	Paperpatch glue, 180g	1
27869	VBS Decorative snow100 ml	1
111065	VBS Handicraft glue	1
120340	VBS Napkin brush/Decoupage brush	1
132770	Professional - Scissors "Finny Alpha"	1
132824	Hobby scalpel	1
661140	VBS Wooden sticks "Nature"	1