

Silkscreen Walrus Cushion

Instructions No. 1776

Difficulty: Beginner 🍃🍃🍃🍃

Working time: 1 hour

Silkscreen -an old technique is being rediscovered! With this technique trendy textiles can be produced

By this printing technique, colour is printed Scraper through a fine-meshed fabric onto the material to be printed. Of course you can print on textiles as well as great papers, wood and ceramic articles. Try it out immediately!



Before the creative part begins, you should carefully cover your work surface with foil or old newspapers to avoid contamination. Now Paper, place cardboard or foil between the layers of fabric so that the paint does not penetrate the fabric later.

Download the free motif template and print it out. Cut out the pattern carefully with a cutter knife. There are two different possibilities: the negative and the positive template. With the negative template, the lines and shapes of the motif are cut out. These areas are then later white. With the positive stencil, the lines and shapes of the subject

remain and the other areas are removed. The finished Stencil one Adhesive tape is glued to the flat side of the screen. Position the screen with the flat side so that it Paper touches the textile.


Now stir the paint well, apply the paint in a line (approx. 1 cm wide) on the upper sieve firing. The paint is then pulled over the motif from top to bottom Scraper with gentle pressure. Check that there is ink on all areas to be printed. If you still see free spots, repeat this procedure and pull the Scraper with even pressure from top to bottom. This will transfer the colour to the textile

Carefully loosen the screen from textile. If you now want to use another colour, wash the screen thoroughly and repeat the procedure with the Scraper. As soon as the printing process is finished, the screen should be cleaned immediately with water. Let the ink dry well

After the ink has dried, fix the textile in the oven for 8 minutes at 150°C or iron it for 3 minutes without steam. After fixing, the textile can be washed at 40 degrees.

Must Have

Permanently reduced





[Marabu textile print screen set, 4 pcs.](#)

Number of parts: 4

● **515,99 Kč**
~~619,29 Kč~~

[Item details](#)

Quantity: [Add to cart](#) 



Article information:

Article number	Article name	Qty
305204	Marabu textile print screen set, 4 pcs.	1
337601	VBS Cushion cover, White, 39 x 39 cm	1
70522	Crepe-Adhesive tape, 50 m	1